



Premium Colour Selector

The Premium Colour Selector contains products that are for use on interior and exterior applications. It includes warrantable products up to 35 years durability.

	 NON-HABITABLE	 RESIDENTIAL <4 LEVELS	 RESIDENTIAL >3 LEVELS	 COMMERCIAL <4 LEVELS	 COMMERCIAL >3 LEVELS	 PRESTIGIOUS COMMERCIAL	 MONUMENTAL
INTERIOR	•	•	•	•	•	•	•
EXTERIOR	•	•	•	•	•	•	•

Dulux World of Colour®
Powder Coat Series
Australian Collection



Dulux Powder Coat Premium Colour Selector

DURATEC[®]
ZEUS[®]




Subtle and neutral solid colours delivered with warranty grade* advanced super durable polyester thermosetting powder. See product suitability tables for recommended usage.



APPLIANCE WHITE
Satin 90Z1341S




WHITE
Gloss 90Z1110G



ARCTIC WHITE
Satin 90Z1342S




CHALK USA
Gloss 90Z1343G



TALC
Satin 90Z1344S



MATT CANVAS CLOTH
Matt 90Z7327M



LUNAR GREY
Matt 90Z7769M



SILVER GREY
Matt 90Z7770M



GREY
Satin 90Z7768S



TIMBERLAND
Satin 90Z7315S



MONUMENT[®] CB
Matt 90Z8189M



MONUMENT[®] CB
Satin 90Z7307S



DARK GREY
Matt 90Z7767M



CHARCOAL
Satin 90Z7766S



LUNAR ECLIPSE
Satin 90Z9203S




BLACK
Matt 90Z9202M

DURATEC
ELEMENTS[®]



Distinctive, robust mar-resistant textured finishes built to withstand the elements delivered with warranty grade* advanced super durable polyester thermosetting powder. See product suitability tables for recommended usage.



SURFMIST[®] CB
Flat 90E1330Z



BASALT[®] CB
Flat 90E7723Z



MONUMENT[®] CB
Flat 90E7724Z



BLACK (CB NIGHT SKY[®]) CB
Flat 90E9190Z




NATURAL BRONZE
Flat 90E8341Z



WEATHERED STEEL
Flat 90E8340Z



COPPER ORE
Flat 90E6413Z



MAGNETITE
Flat 90E7725Z

DURATEC® ETERNITY®



- ✓ AS 3715
- ✓ AAMA 2603
- ✓ AAMA 2604

Beautiful decorative pearlescent colours delivered with warranty grade* advanced super durable polyester thermosetting powder. See product suitability tables for recommended usage.



LINEN PEARL
Satin 90T1138Q




CITI SILVER PEARL
Matt 90T7024Q




CHAIN PEARL
Matt 90T7761Q



SILVER KINETIC PEARL
Satin 90T7160K



NICKEL PEARL
Matt 90T7763Q




COPPER METALLIC KINETIC
Matt 90T7183K



MATT CHAMPAGNE KINETIC
Matt 90T3059K



COPPER COIN PEARL
Matt 90T4350Q




PEWTER PEARL
Satin 90T7764Q



TITANIUM PEARL
Satin 90T7765Q



BRONZE PEARL
Satin 90T8356Q



CHARCOAL PEARL
Satin 90T7762Q

DURATEC® INTENSITY®



- ✓ AS 3715
- ✓ AAMA 2603
- ✓ AAMA 2604

Fun, bright solid colours for a big impact delivered with warranty grade* advanced super durable polyester thermosetting powder. See product suitability tables for recommended usage.



MOONLIGHT
Satin 90N2004S



SUNSHINE
Gloss 90N2084G



FLAME
Gloss 90N4007G



DESERT
Satin 90N4227S



LEAF
Satin 90N6167S



REEF
Gloss 90N5011G



COAST
Satin 90N5233S



STORM
Satin 90N5365S



EVERGREEN
Satin 90N6005S

* All Dulux Duratec products are supported by Dulux Alumi Shield and Dulux Steel Shield warranties when applied by a Dulux Accredited Powder Coater to the warranty specification on recommended project types and conditions. For more information visit duluxpowders.com.au/warranties


ELECTRO[®]

POWDERCOAT RANGE



A unique anodised look, designed to subtly change in appearance as light conditions alter in the day delivered with warranty grade* advanced super durable polyester thermosetting powder. See product suitability tables for recommended usage.

MODERN



FLAT WHITE
Flat 9061200F




GOLD PEARL
Flat 9062221K




VENERABLE SILVER
Flat 9067621K




BLUE GOLD
Flat 9065301K



BRILLIANCE
Flat 9068281K



BURNISHED COPPER
Flat 9068185K



TIBERIUS
Flat 9062210K




MONUMENT[®]
Flat 9069171F

CB




BLUE NIGHT
Flat 9065303K

TRADITIONAL




SILVER REIGN
Flat 9067614K



SENSATIONAL CHAMPAGNE
Flat 9063187K



FRESH GOLD
Flat 9062208K




MEDIUM BRONZE
Flat 9068183K



BASALT
Flat 9067645F

CB



DARK BRONZE
Flat 9068184K




BLACK ACE
Flat 9069116F

CB Colorbond[®] and the Colorbond colour names are registered trademarks of BlueScope Steel Limited.

* All Dulux Electro products are supported by Dulux Alumi Shield and Dulux Steel Shield warranties when applied by a Dulux Accredited Powder Coater to the warranty specification on recommended project types and conditions. For more information visit duluxpowders.com.au/warranties

FLUOROSET[®] XTREME™



Subtle and neutral solid colours delivered with warranty grade* advanced ultra durable fluoropolymer thermosetting powder. See product suitability tables for recommended usage.

ULTRA DURABLE SOLID LOOK



WHITE
Satin 40X1157S



SURFMIST
Satin 40X1182S



BASALT
Matt 40X7475M



MONUMENT
Matt 40X8148M



CHARCOAL
Matt 40X7297M



BLACK
Matt 40X9204M

FLUOROSET[®] ALLURE™



Subtle and neutral pearlescent colours delivered with warranty grade* advanced ultra durable fluoropolymer thermosetting powder. See product suitability tables for recommended usage.

ULTRA DURABLE PEARLESCENT LOOK



COIN
Satin 40A7289Q



SILVER
Satin 40A7273Q



CHAMPAGNE
Satin 40A7302Q

Specification Check List

Make sure your specification is clear and contains:

- ✓ The project type and environmental conditions.
- ✓ The most appropriate AAMA specification.
- ✓ Suitable product range.
- ✓ Colour name.
- ✓ Warranty details.
- ✓ Accredited Powder Coater specification to ensure a warranty can be issued.

For example:

“Duratec Elements® Magnatite Flat 90E7725Z to meet AAMA 2604 for a Commercial project greater than 3 stories in a exterior Mild (C3) environment. Product must be applied by a Dulux® Accredited Powder Coater and must offer a 25 year Durability and 20 year Colour warranty on architectural aluminium.”

Our dedicated consultants can help you by providing the right coating advice together with supplying specifications for your projects. Call 13 24 99 or visit duluxpowders.com.au

* All Dulux Fluoroset products are supported Dulux Alumi Shield and Dulux Steel Shield warranties when applied by a Dulux Accredited Powder Coater to the warranty specification on recommended project types and conditions. For more information visit duluxpowders.com.au/warranties

Premium Product Range

RANGE	COLOUR NAME	FINISH	LOOK	COLORBOND®	PRODUCT CODE	R	G	B	LRV
Duratec Elements	Basalt®	Flat	Textured	CB	90E7723Z	213	213	205	69%
Duratec Elements	Surfmist®	Flat	Textured	CB	90E1330Z	91	93	93	15%
Duratec Elements	Black (CB Night Sky®)	Flat	Textured	CB	90E9190Z	66	67	67	9%
Duratec Elements	Monument®	Flat	Textured	CB	90E7724Z	42	43	43	4%
Duratec Elements	Natural Bronze	Flat	Textured		90E8341Z	88	70	44	14%
Duratec Elements	Weathered Steel	Flat	Textured		90E8340Z	86	51	30	8%
Duratec Elements	Copper Ore	Flat	Textured		90E6413Z	41	56	47	8%
Duratec Elements	Magnetite	Flat	Textured		90E7725Z	47	41	37	7%
Duratec Eternity	Bronze Pearl	Satin	Pearlescent		90T8356Q	82	74	62	10%
Duratec Eternity	Chain Pearl	Matt	Pearlescent		90T7761Q	168	171	168	45%
Duratec Eternity	Charcoal Pearl	Satin	Pearlescent		90T7762Q	55	54	55	6%
Duratec Eternity	Citi Silver Pearl	Matt	Pearlescent		90T7024Q	172	176	179	48%
Duratec Eternity	Copper Metallic Kinetic	Matt	Pearlescent		90T7183K	146	134	124	29%
Duratec Eternity	Linen Pearl	Satin	Pearlescent		90T1138Q	222	219	207	73%
Duratec Eternity	Matt Champagne Kinetic	Matt	Pearlescent		90T3059K	157	151	142	36%
Duratec Eternity	Nickel Pearl	Matt	Pearlescent		90T7763Q	165	158	146	39%
Duratec Eternity	Pewter Pearl	Satin	Pearlescent		90T7764Q	124	129	129	26%
Duratec Eternity	Silver Kinetic Pearl	Satin	Pearlescent		90T7160K	151	154	156	37%
Duratec Eternity	Copper Coin Pearl	Matt	Pearlescent		90T4350Q	147	101	72	20%
Duratec Eternity	Titanium Pearl	Satin	Pearlescent		90T7765Q	89	91	88	14%
Duratec Intensity	Coast	Satin	Bright Solid		90N5233S	13	94	134	13%
Duratec Intensity	Desert	Satin	Bright Solid		90N4227S	139	57	46	12%
Duratec Intensity	Evergreen	Satin	Bright Solid		90N6005S	38	96	62	12%
Duratec Intensity	Flame	Gloss	Bright Solid		90N4007G	180	44	41	14%
Duratec Intensity	Leaf	Satin	Bright Solid		90N6167S	75	137	65	24%
Duratec Intensity	Moonlight	Satin	Bright Solid		90N2004S	238	207	65	66%
Duratec Intensity	Reef	Gloss	Bright Solid		90N5011G	39	105	184	18%
Duratec Intensity	Storm	Satin	Bright Solid		90N5365S	42	51	79	6%
Duratec Intensity	Sunshine	Gloss	Bright Solid		90N2084G	231	171	54	50%
Duratec Zeus	Appliance White	Satin	Solid		90Z1341S	240	244	239	91%
Duratec Zeus	Arctic White	Satin	Solid		90Z1342S	224	232	237	82%
Duratec Zeus	Black	Matt	Solid		90Z9202M	44	44	45	5%
Duratec Zeus	Chalk USA	Gloss	Solid		90Z1343G	239	234	217	84%
Duratec Zeus	Charcoal	Satin	Solid		90Z7766S	60	63	67	8%
Duratec Zeus	Dark Grey	Matt	Solid		90Z7767M	59	64	68	8%
Duratec Zeus	Grey	Satin	Solid		90Z7768S	108	111	114	20%
Duratec Zeus	Lunar Eclipse	Satin	Solid		90Z9203S	45	45	46	5%
Duratec Zeus	Lunar Grey	Matt	Solid		90Z7769M	227	225	216	77%
Duratec Zeus	Matt Canvas Cloth	Matt	Solid		90Z7327M	203	200	189	61%
Duratec Zeus	Monument®	Satin	Solid	CB	90Z7307S	66	67	67	9%
Duratec Zeus	Monument®	Matt	Solid	CB	90Z8189M	66	67	67	9%
Duratec Zeus	Silver Grey	Matt	Solid		90Z7770M	171	175	177	47%
Duratec Zeus	Talc	Satin	Solid		90Z1344S	229	226	216	78%
Duratec Zeus	Timberland	Satin	Solid		90Z7315S	84	84	80	12%
Duratec Zeus	White	Gloss	Solid		90Z1110G	240	244	242	90%
Electro	Basalt®	Flat	Anodised	CB	9067645F	91	93	93	15%
Electro	Black Ace	Flat	Anodised		9069116F	59	60	60	4%
Electro	Blue Gold	Flat	Anodised		9065301K	111	128	122	20%
Electro	Blue Night	Flat	Anodised		9065303K	67	68	71	6%
Electro	Brilliance	Flat	Anodised		9068281K	112	102	90	14%
Electro	Burnished Copper	Flat	Anodised		9068185K	93	75	71	8%
Electro	Dark Bronze	Flat	Anodised		9068184K	77	69	63	6%
Electro	Flat White	Flat	Anodised		9061200F	236	240	237	86%
Electro	Fresh Gold	Flat	Anodised		9062208K	150	131	107	24%
Electro	Gold Pearl	Flat	Anodised		9062221K	167	139	93	28%
Electro	Medium Bronze	Flat	Anodised		9068183K	103	93	80	11%
Electro	Monument®	Flat	Anodised	CB	9069171F	66	67	67	9%
Electro	Sensational Champagne	Flat	Anodised		9063187K	148	138	125	26%
Electro	Silver Reign	Flat	Anodised		9067614K	170	175	173	42%
Electro	Tiberius	Flat	Anodised		9062210K	109	94	65	12%
Electro	Venerable Silver	Flat	Anodised		9067621K	125	127	128	21%
Fluoraset Xtreme™	Black	Matt	Solid		40X9204M	42	42	43	4%
Fluoraset Xtreme™	Charcoal	Matt	Solid		40X7297M	58	61	64	7%
Fluoraset Xtreme™	White	Satin	Solid		40X1157S	231	232	223	82%
Fluoraset Xtreme™	Monument®	Matt	Solid	CB	40X8148M	42	43	43	4%
Fluoraset Xtreme™	Basalt®	Matt	Solid	CB	40X7475M	91	93	93	15%
Fluoraset Xtreme™	Surfmist®	Satin	Solid	CB	40X1182S	213	213	205	69%
Fluoraset Allure™	Champagne	Satin	Pearlescent		40A7302Q	161	158	153	39%
Fluoraset Allure™	Coin	Satin	Pearlescent		40A7289Q	163	167	169	43%
Fluoraset Allure™	Silver	Satin	Pearlescent		40A7273Q	145	149	151	35%

Worth doing, worth Dulux.®

Whatever your project needs, Dulux powder coatings provide you with the confidence and quality that will make it all worthwhile.

Meeting Industry Standards

Dulux Premium Powder Coat Products are designed to meet both the global AAMA and Australian AS3715 standard architectural standards.

	Fluoraset	Electro	Duratec
AAMA Standards	2605	2604	2604
Coating Type	Ultra Durable Fluoropolymer	Super Durable Polyester	Super Durable Polyester

Meeting Project Needs

The following tables can be used to help identify your project and environment needs, and ultimately the product choice you have from this card.

Product Suitability – Aluminium and Steel

Aluminium specifications are typically 1 coat systems, whilst steel specifications are 2-3 coat systems.

Please refer to the table below to clarify:

Project, Environment and Conditions			Primer System		Top Coat Choice		
Project Type	Environment	Conditions	Zincshield	E-Prime	Fluoraset ²	Electro ³	Duratec ³
Monumental	Exterior	Severe or Tropical	○	○*	●		
Monumental	Exterior	Mild	○	○ ¹	●		
Prestigious Commercial	Exterior	Severe or Tropical	○	○*	●		
Prestigious Commercial	Exterior	Mild	○	○ ¹	●	●	●
Commercial	Exterior	Severe or Tropical	○	○*	●	●	●
Commercial	Exterior	Mild	○	○ ¹	●	●	●
Residential	Exterior	Severe or Tropical	○	○*	●	●	●
Residential	Exterior	Mild	○	○ ¹	●	●	●
Non-Habitable	Exterior	Severe or Tropical	○	○*	●	●	●
Non-Habitable	Exterior	Mild	○	○ ¹	●	●	●
All Projects	Interior	Moderate Interior (High)	○	○*	●	●	●
All Projects	Interior	Moderate Interior (Medium)	○	○ ¹	●	●	●
All Projects	Interior	General Interior	○		●	●	●

● Steel Shield and Alumi Shield Warranty available.

○ Primer required for Steel Shield Warranties.

* E-Prime base coat is mandatory for Alumi Shield warranties on perforated and expanded aluminium where indicated.

1. E-Prime base coat is mandatory for 10 Year Steel Shield Corrosion warranties in Mild-Medium (C3) conditions. Without, Steel Shield Corrosion Warranty is 5 Years.

2. Fluoraset may be suitable in locations <10m from the high tide line, e.g. harbours (contact Dulux for advice) and is NOT suitable in strongly acidic environments so PH must be >5.

3. Electro and Duratec are only suitable for coastal environments >10m from the high tide and are NOT suitable in strongly acidic environments so PH must be >5.

- Non-Habitable projects are those that are not dwelling types. Examples can be furniture, bus shelters, statues, signage etc.
- Residential properties up to 3 levels (BCA Class 1 & 10) are typically easy to maintain, given their height and access.
- High-rise projects are less sheltered from neighbouring buildings, raising their exposure and reducing the ease of maintenance.
- All Projects can include monumental, prestigious commercial, commercial and residential of all types (levels).
- Alumi Shield warranties are only available on: architectural aluminium applications, including perforated aluminium and expanded aluminium.
- Steel Shield warranties are only available on: Mild Steel, Bright/Semi Bright Steel, Black Steel and Blue Steel.
- Please refer to a Dulux DuSpec Specification for exact specification – including preparation and blasting requirements.

Conditions

Use the following table which references AS2312.1 and AS3715 to identify the environment, conditions and atmospheric corrosivity categories.

Environment	Conditions	Corrosivity Level and Zone	Former AS/NZ 2312 Category	Mild Steel Corrosion Rate ¹	Example Environments
Exterior	Mild	Low (C2)	B	1.3-25	Arid, urban, inland, city
		Medium (C3)	C	25-50	Industrial, geothermal ² and coastal
	Severe	High (C4)	D	50-80	Sea shore (calm)
		Very High (C5-M, C5-I)	E-M, E-I	80-200	Sea shore (surf), off shore islands ³ and/or heavy industrial
	Tropical*	High (T)	F	80-200	High, humid and monsoonal locations incl. tropical islands ⁴
Interior	General Interior	Very low (C1)	A	<1.3	Dry interiors
		Low (C2)	B	1.3-25	Minor condensation
	Moderate Interior	Medium (C3)	C	25-50	High moisture
		High (C4)	D	50-80	Significant contamination

* Tropical projects – it is recommended to speak to a Dulux Account Manager or call the advice line for all projects in tropical locations.

1. Corrosion rate is for uncoated steel ref AS2312.1.

2. Geothermal environments with a PH >5 and >9. For PH outside this consult Dulux.

3. Offshore islands that are not tropical include Waiheke, Stewart Island, Fraser Island etc.

4. Tropical islands include Australian Islands north of Mackay and Pacific islands such as PNG, Fiji, Samoa, Tonga.

For more information on identifying the right product for your project call 13 24 99 or visit duluxpowders.com.au

Warranted Performance

All Dulux Premium Powder Coat Products are backed by product specific warranties. Below is an overview of the warranties available from Dulux:

	Warranty	Fluoroset	Electro	Duratec
Alumi Shield Warranty	Aluminium Durability	35 Years	25 Years	25 Years
	Aluminium Colour	30 Years	15 Years	20 Years*
Steel Shield Warranty	Steel corrosion	Up to 10 Years	Up to 10 Years	Up to 10 Years
	Steel Colour	30 Years	15 Years	20 Years*

* Excluding Intensity – 15 Years.

Warranties are made up of a Colour warranty (for colour fade and chalking), Durability warranty (film integrity for aluminium only), and Corrosion warranty (for steel only). They are only valid when applied by a Dulux Accredited Powder Coater to the warranty specification on recommended project types and conditions.

For more information visit duluxpowders.com.au/warranties

Care and Maintenance

To ensure the life of your asset is maximised and to comply with Dulux warranty requirements, a simple and regular maintenance program must be implemented and recorded in line with the recommended minimal cleaning periods set out in the Dulux Powders Care and Maintenance Brochure. For more information refer to the Care and Maintenance Brochure visit duluxpowders.com.au/tech-advice

Dulux Accredited Powder Coaters

Only Dulux Accredited Powder Coaters are able to issue our Dulux Alumi Shield and Steel Shield warranties after demonstrating their capability to meet stringent quality conditions and international standards.



For more information visit duluxpowders.com.au/accredited

Custom Colour

This Premium Colour Selector and our Colour Selector offer a range of products and colours that are readily available. If you cannot find the colour you require in a particular product, Dulux offer a Custom Colour service. Call 13 24 99 or visit duluxpowders.com.au

Advice Line

Our dedicated consultants can help simplify the specification process, saving you time and money by providing the right coating advice for your project. Call 13 24 99 or visit duluxpowders.com.au

Offices

Australia

Dulux Powder & Industrial Coatings
1-15 Pound Road West, Dandenong South VIC 3175
T (61) 3 8787 4500

New Zealand

Dulux Powder & Industrial Coatings
31B Hillside Road, Glenfield, Auckland, New Zealand
T (64) 9 441 8244

Singapore

DGL International Powder & Industrial Coatings
No.100 Pasir Panjang Road
#02-10, Singapore 118518
T (65) 6838 1010

China

DGL International Powder & Industrial Coatings
Room 406, No.8, Lane 1977, JinShaJiang Road,
Shanghai, China, PC 200333
T (86) 21 6173 8800